



SLIGO GREEN FESTIVAL GUIDE



Public
Participation
Network
Sligo




SLIGO FESTIVALS AND EVENTS

Collectively celebrating our history, culture and sense of place is at the heart of the vibrant Sligo community. We would love if these Sligo events also celebrated our beautiful natural landscape by having minimal impact on the local environment.

As such, we ask you to please consider the following suggestions when planning your Sligo Festival.

GO PAPERLESS



Save paper, save on printing, save on postage.

With so many of us accessing text, e-mails etc on our phones, consider using on-line invitations and communications only. With sites like Paperless Post, Celebrations.com, and Evite to help you create stunning invitations, guests will know you and your party won't be one to miss.

Don't put the event date on all printed material – this allows you to use promotional material again.

LIGHTING

Whenever possible, opt for natural light. Photographers call twilight the magic hour. LEDs are an energy-efficient alternative to traditional incandescent light bulbs, which waste 90 percent of the energy they consume on heat.

For any additional lighting you're planning to install (in addition to the already existing lighting at the venue), try to use LED lights, which can reduce your carbon footprint by more than 70%.



RECYCLE



Event waste:

Make sure the community centre or venue you use recycles their waste.

Clearly label and set up recycling stations. If possible – have volunteers at recycling stations to direct what waste goes into which bin.

Go Plastic Free:

Do not allow single-use plastics at your event. Have water fountains and refillable bottles, glasses and cups. Use paper straws.

Alternatives to consider:

Recycled Plastic – Plastic that's been recycled is more sustainable but not the most high- end approach.

Bamboo – Cream of the crop, Bamboo is a grass that takes only 5-7 years to reach maturity, thus making it highly sustainable. Bamboo is also naturally antibacterial making it super hygienic.

Wood – Not as durable or preservative as bamboo but just as lovely. Opting for wooden utensils is a natural and clean option and a step in the right direction to making your event eco-friendly.

Glass – Simple jugs of iced water and glasses are just as refreshing as individual plastic bottles and far less harmful to the environment

CATERING

When planning the menu for your event, try to consider organic, seasonal and local food, which isn't likely to leave a big carbon footprint.

Try to choose coffee and tea from sustainable and fair-trade growers. These can be purchased in most Irish supermarkets

Work with your caterer to minimise food waste. Getting food quantities right is always a worry. Provide too little and you'll have everyone grumbling (their stomachs, too!), provide too much and there will be waste to deal with. To minimise any waste, be sure, where possible, that you know the numbers attending and any dietary requirements so that your caterer can plan quantities accordingly.


You can also think about partnering with **local composting** facilities to divert food waste from landfills.

Food Packaging

Encourage caterers and food stall holders to not use Styrofoam containers or other non-recyclable containers.



LEAD BY EXAMPLE



You can't do this alone. As well as changing the behaviour of attendees, make sure staff and guest speakers are also doing their bit.

Encourage:

- Your speakers and your attendees to car share or travel by public transport where possible
- Your speakers to upload material online rather than handing it out to attendees

COMMUNITY ENGAGEMENT AND EDUCATION

Festivals are all about fun and connection – but there is no reason you can't squeeze a bit of education in too!!!!

Display information at the event to raise awareness about the eco-friendly initiatives being implemented.

If anyone in your festival committee is particularly passionate about the environment, why not organise a short interactive workshop on a topic like composting, sustainable eating habits, or the importance of reducing waste.

Alternatives to Balloons & Lanterns



For many people, sending a balloon into the sky is a popular way to remember someone or to celebrate an event.

Although popular and well loved, the act of releasing balloons is also an environmental issue. They pose a serious threat to wildlife and add to the overall plastic pollution in Sligo.

Why not try some of these Popular Balloon Release Alternatives:


Have balloons tied down and do not release them. Ensure they are disposed of at the end of the event.

Bubbles: Make a bubble solution so you can blow bubbles and let the breeze carry them skyward. You can also make giant bubbles and frost patterns in bubbles in the winter. Bubbles are a fun addition to any party; people of all ages love them, and they look so pretty floating around in photos. Just be sure to buy or make non-toxic bubble mix that is eco-friendly.

DIY NON-TOXIC BUBBLE RECIPE

1/2 CUP OF DISH DETERGENT
5 CUPS OF SOFT WATER OR DISTILLED WATER
2 TABLESPOONS OF VEGETABLE GLYCERIN OR
LIGHT CORN SYRUP OR HONEY

MIX THIS TOGETHER IN A STORAGE CONTAINER
AND LEAVE OVERNIGHT OR FOR A MINIMUM
OF 4 HOURS.



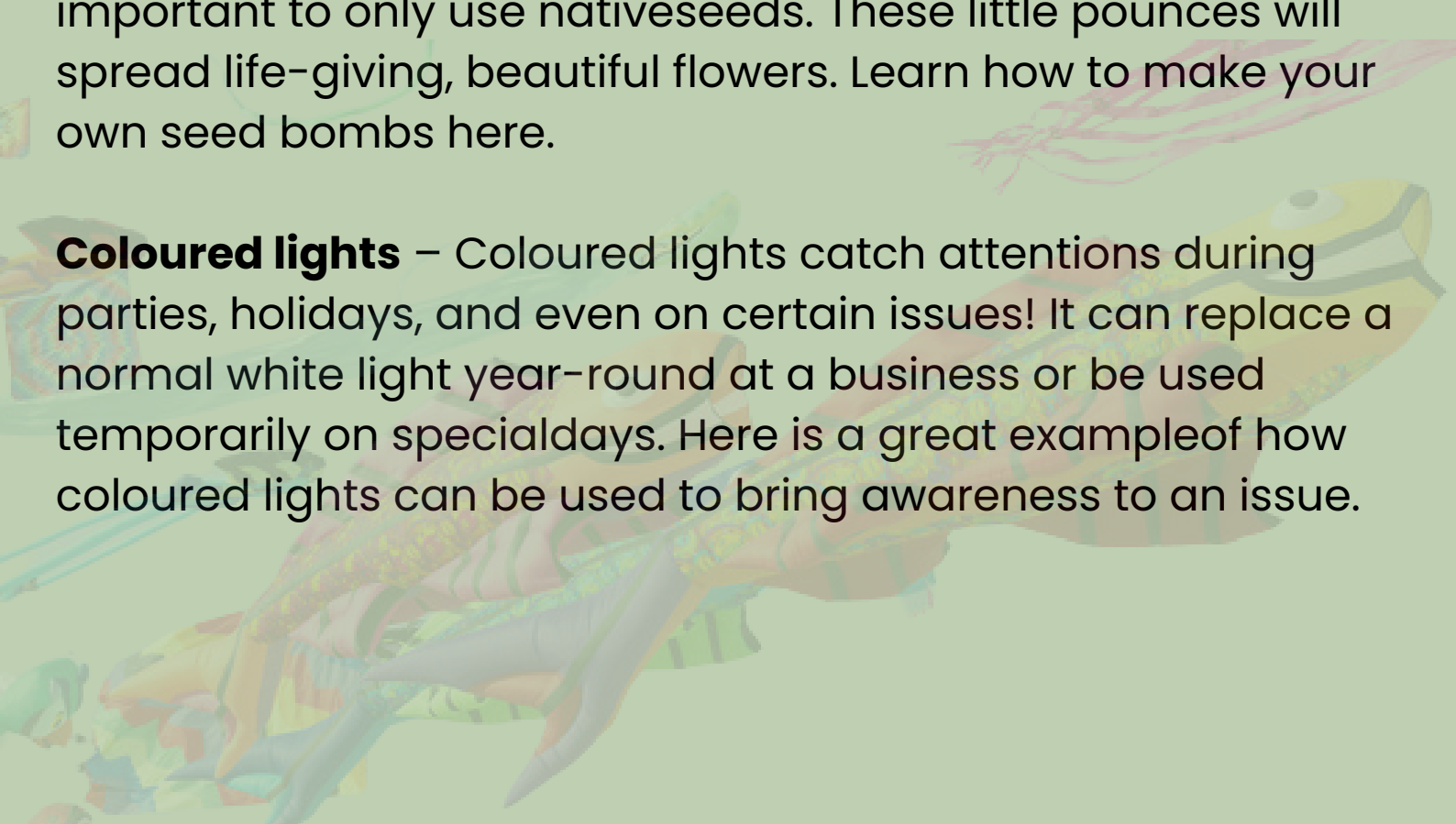
Kites: Flying kites is a great way to promote your event and make it visible from miles around

Flags, banners, streamers and dancing inflatables – Many businesses are realizing the benefits of using reusable eye-catching signage. Colourful streamers, flags and banners save money and time over balloons, ribbons and helium. They are also weather resistant, save Helium, and can be reused again and again!

Bunting – A great way to decorate for parties and celebrations is bunting! These beautiful waves of fabric can be made at home and uniquely designed with different patterns, shapes, and colours. They are also reusable, fun to make, and are sure to light up the party! Here is a link to [learn how to make your own bunting](#).

Wildflower seed bombs – A great way to give a gift that grows is by making your own flower seed bombs! It's important to only use native seeds. These little pounces will spread life-giving, beautiful flowers. Learn how to make your own seed bombs here.

Coloured lights – Coloured lights catch attentions during parties, holidays, and even on certain issues! It can replace a normal white light year-round at a business or be used temporarily on special days. Here is a great example of how coloured lights can be used to bring awareness to an issue.



Closing Thoughts

By prioritising sustainability and incorporating eco-friendly practices into your festival, organisers in the community can make a significant contribution to a greener future, inspiring positive change and fostering environmental consciousness among attendees.

